

Scaled data based on original data using
LM-79-08 Approved Method: Electrical and Photometric Measurements of Solid-
State Lighting Products

Test Report Prepared for
Cooper Lighting Solutions
(formerly Eaton)

Brand: STREETWORKS

Report Number: P458834

Luminaire Tested: **GLAN-SA3D-735-U-5WQ**

Issue Date: 1/4/2021

Test Information

Test Method: LM-79-08
Report Number: P458834
TEST IS SCALED FROM IESNA LM-79-08 TEST DATA (G3-2011-042-1)
Test Lab: INNOVATION CENTER
Issue Date: 1/4/2021
Manufacturer: COOPER LIGHTING SOLUTIONS (FORMERLY EATON)
Product Line: STREETWORKS
Catalog Number: GLAN-SA3D-735-U-5WQ
Description: GALLEON AREA AND ROADWAY LUMINAIRE
(3) 70 CRI, 3500K, 1200mA LIGHTSQUARES WITH 16 LEDS EACH AND TYPE V WIDE OPTICS
Light Source: -
Ballast/Driver: ELECTRONIC DRIVER

Summary

Lumens per Lamp: N/A
Luminaire Lumens: 22515 lumens
Efficiency: N/A
Efficacy: 122.4 lumens/watt
Luminous Opening: Rectangular (W 1' x L: 1' x H: 0')
IES Classification: Type V - Short
BUG Rating: B5 - U0 - G3

Input Watts (W): 184
Input Voltage (V): NR
Input Current (A_{in}): NR
Voltage Rise (V): NR
Power Factor: NR
Total Harmonic Distortion (THDi): NR
Frequency (hertz): 60
Stabilization Time: NR
Operation Time: NR
Ambient Temperature (°C): NR
Test Distance: 24 FT

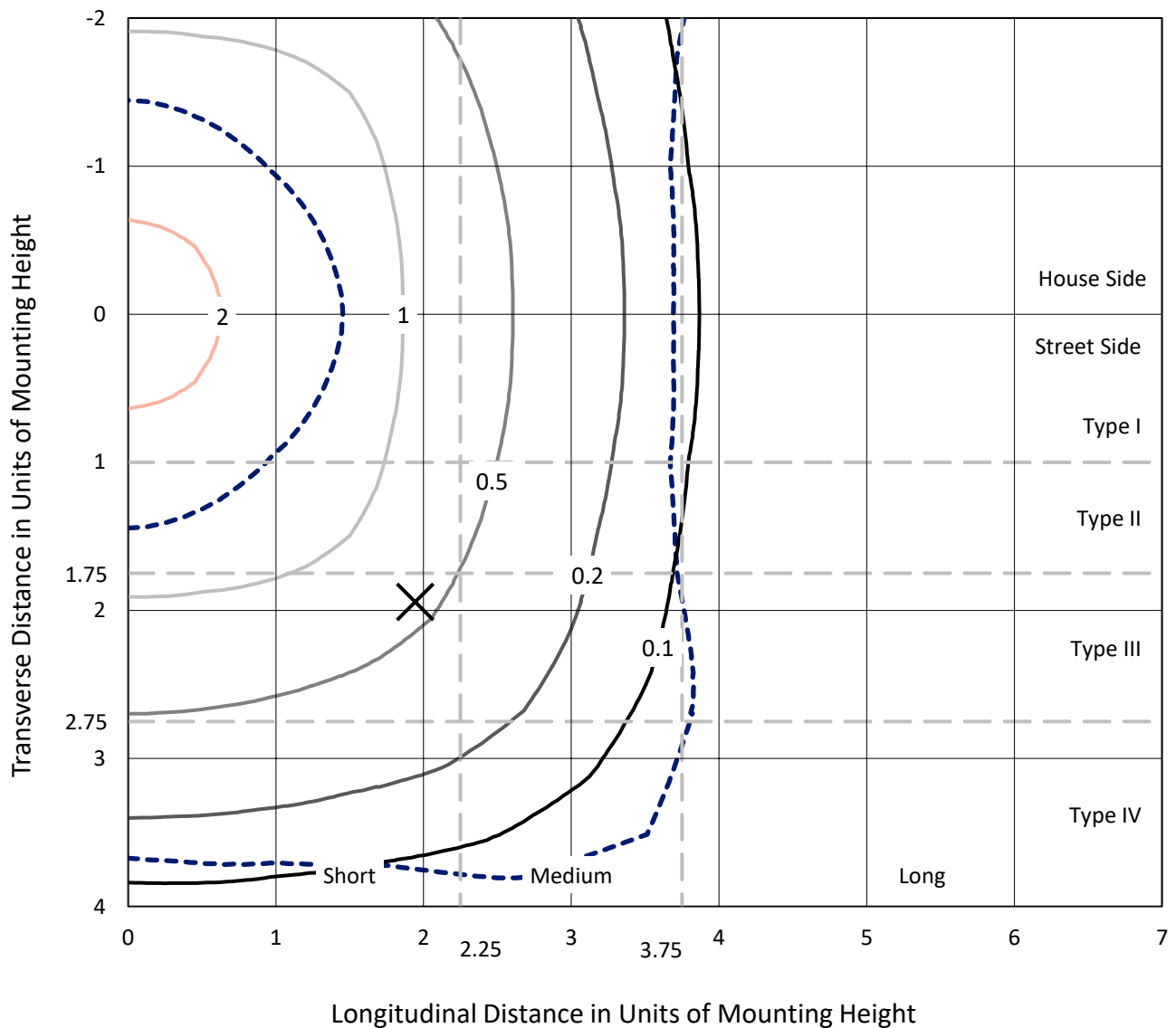




REPORT NUMBER: P458834
 CATALOG NUMBER: GLAN-SA3D-735-U-5WQ

Iso-Footcandle Lines of Horizontal Illumination

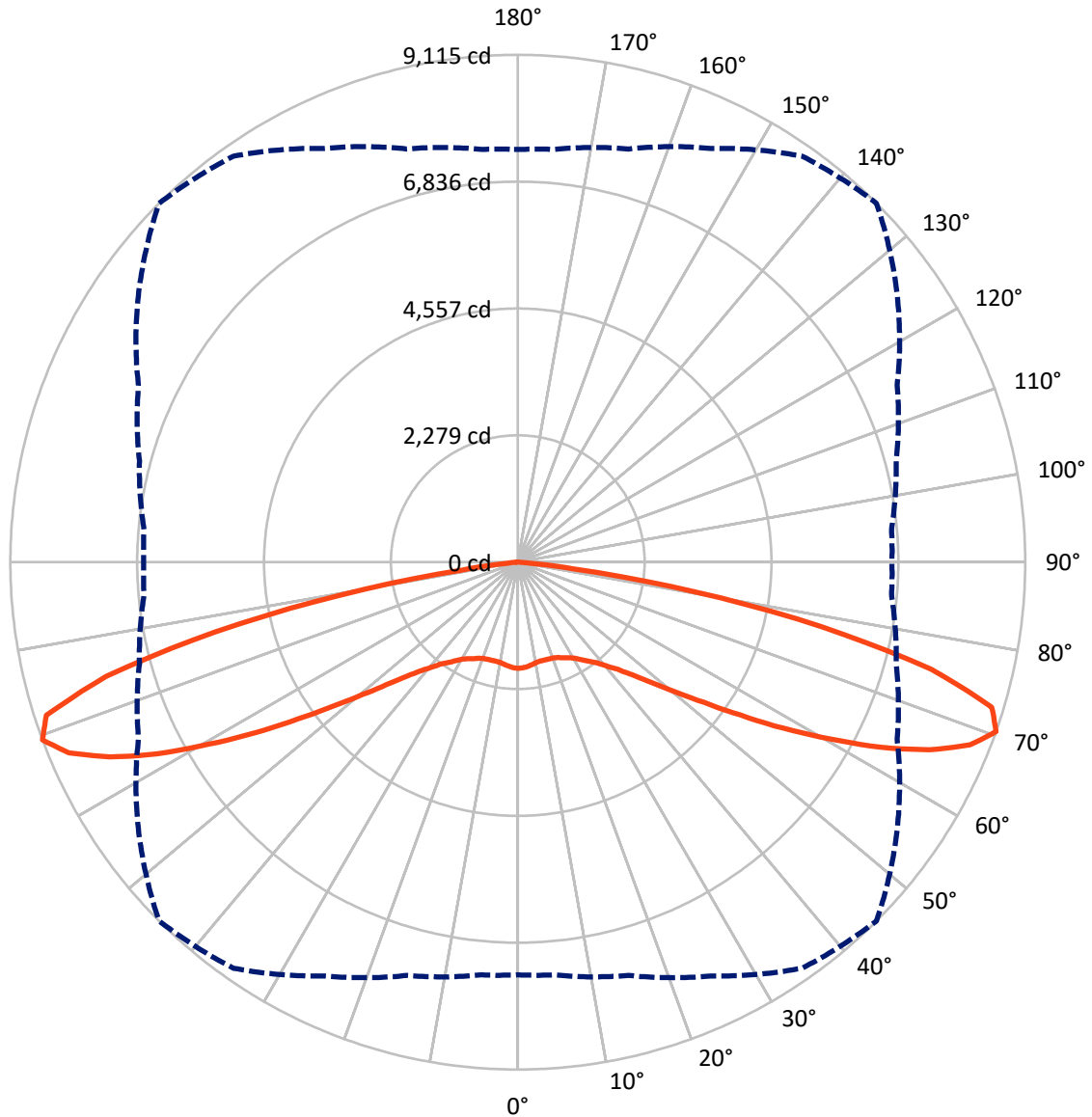
✕ Max cd
 - - - 1/2 Max cd



Based on 25 foot mounting height. Maximum calculated value = 3 fc
 Type V - Short - N/A

REPORT NUMBER: P458834
CATALOG NUMBER: GLAN-SA3D-735-U-5WQ

Luminous Intensity Polar Plot



— Vertical Plane Through 45-Deg Lateral - - - Horizontal Cone Through 70-Deg Vertical

REPORT NUMBER: P458834

CATALOG NUMBER: GLAN-SA3D-735-U-5WQ

FLUX DISTRIBUTION:

		Downward	Upward	Total
House Side	Lumens	11257.5	0.0	11257.5
	% Fixture	50.0	0.0	50.0
Street Side	Lumens	11257.5	0.0	11257.5
	% Fixture	50.0	0.0	50.0
Total	Lumens	22515.0	0.0	22515.0
	% Fixture	100.0	0.0	100.0

ZONAL LUMENS:

Zone	Lumens	% Fixture
0°-10°	178.3	0.8
10°-20°	521.9	2.3
20°-30°	889.2	3.9
30°-40°	1378.2	6.1
40°-50°	2319.7	10.3
50°-60°	4220.5	18.7
60°-70°	7145.2	31.7
70°-80°	5530.7	24.6
80°-90°	331.4	1.5
90°-100°	0.0	0.0
100°-110°	0.0	0.0
110°-120°	0.0	0.0
120°-130°	0.0	0.0
130°-140°	0.0	0.0
140°-150°	0.0	0.0
150°-160°	0.0	0.0
160°-170°	0.0	0.0
170°-180°	0.0	0.0
0°-90°	22515.0	100.0
0°-180°	22515.0	100.0

Coefficient of Utilization



REPORT NUMBER: P458834

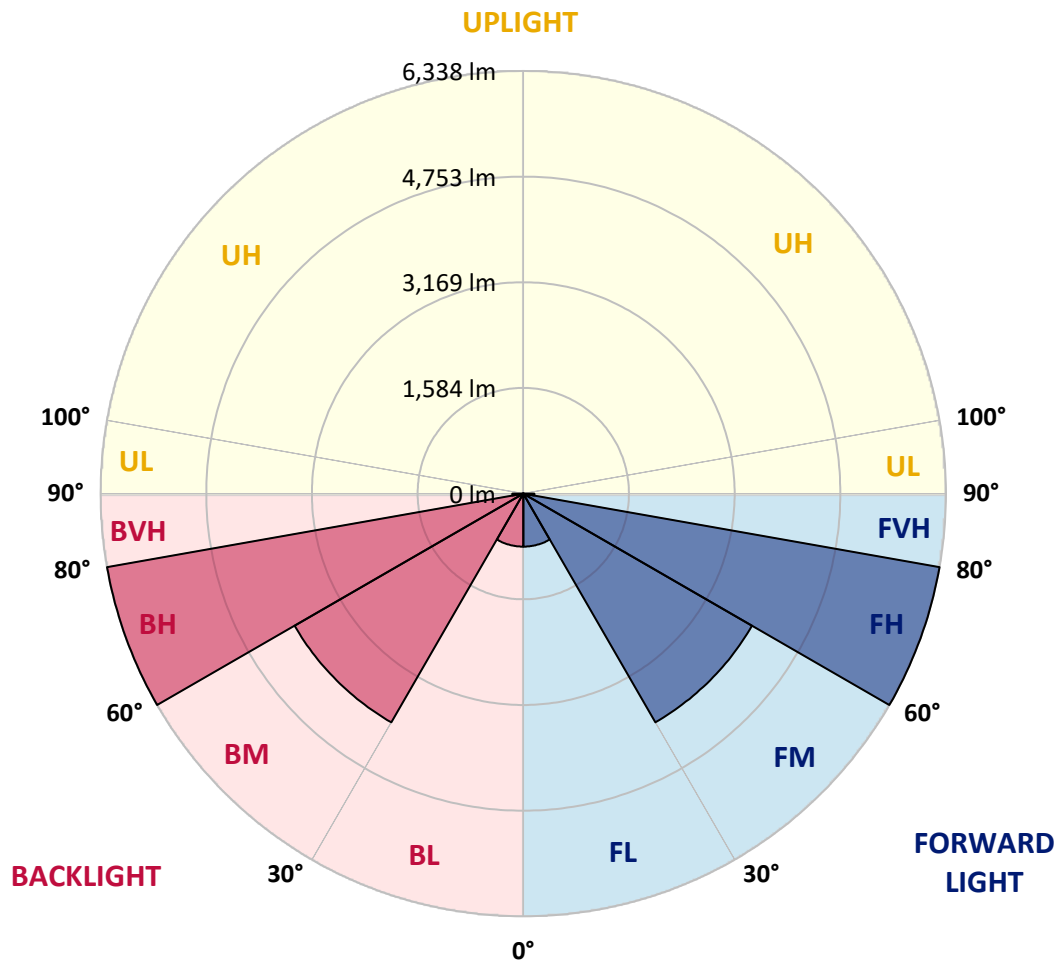
CATALOG NUMBER: GLAN-SA3D-735-U-5WQ

LUMINAIRE CLASSIFICATION SYSTEM LUMEN TABLE AND BUG RATING:

Zone	Lumens	% Fixture	Zone Rating/Lumen Limit		
			B	U	G
FL (0°-30°)	794.6	3.5			
FM (30°-60°)	3959.2	17.6			
FH (60°-80°)	6338.0	28.1			G3/7500
FVH (80°-90°)	165.7	0.7			G2/225
BL (0°-30°)	794.6	3.5	B2/1000		
BM (30°-60°)	3959.2	17.6	B3/5000		
BH (60°-80°)	6338.0	28.1	B5		G3/7500
BVH (80°-90°)	165.7	0.7			G2/225
UL (90°-100°)	0.0	0.0		U0/0	
UH (100°-180°)	0.0	0.0		U0/0	

BUG Rating: B5-U0-G3

Type V Short





REPORT NUMBER: P458834

CATALOG NUMBER: GLAN-SA3D-735-U-5WQ

CANDELA DISTRIBUTION (FULL):

	0°	5°	15°	25°	35°	45°	55°	65°	75°	85°	90°
0°	1906.2	1906.2	1906.2	1906.2	1906.2	1906.2	1906.2	1906.2	1906.2	1906.2	1906.2
2.5°	1901.4	1902.6	1902.6	1900.2	1899.0	1899.0	1897.8	1897.8	1901.4	1902.6	1903.8
5°	1884.8	1884.8	1884.8	1883.6	1881.2	1881.2	1878.8	1878.8	1880.0	1883.6	1881.2
7.5°	1862.2	1864.6	1864.6	1859.8	1856.2	1856.2	1855.0	1856.2	1857.4	1861.0	1859.8
10°	1855.0	1856.2	1850.3	1842.0	1836.0	1832.4	1833.6	1836.0	1842.0	1844.3	1845.5
12.5°	1859.8	1859.8	1849.1	1837.2	1826.5	1821.7	1820.6	1828.9	1839.6	1846.7	1849.1
15°	1865.7	1863.4	1850.3	1834.8	1824.1	1822.9	1821.7	1827.7	1843.1	1857.4	1858.6
17.5°	1869.3	1868.1	1851.5	1832.4	1826.5	1826.5	1825.3	1830.1	1846.7	1864.6	1865.7
20°	1881.2	1877.6	1858.6	1838.4	1833.6	1836.0	1832.4	1838.4	1856.2	1877.6	1882.4
22.5°	1905.0	1901.4	1882.4	1862.2	1859.8	1859.8	1858.6	1864.6	1883.6	1906.2	1909.7
25°	1933.5	1930.0	1912.1	1897.8	1900.2	1905.0	1902.6	1903.8	1919.3	1938.3	1944.2
27.5°	1971.6	1965.6	1950.2	1938.3	1945.4	1945.4	1945.4	1944.2	1953.7	1971.6	1977.5
30°	2017.9	2015.6	1998.9	1997.7	2003.7	1997.7	1997.7	1998.9	2000.1	2016.8	2022.7
32.5°	2078.6	2073.8	2065.5	2063.1	2079.8	2084.5	2067.9	2052.4	2060.8	2077.4	2081.0
35°	2178.5	2171.3	2159.5	2146.4	2159.5	2182.0	2146.4	2134.5	2155.9	2178.5	2180.9
37.5°	2314.0	2310.5	2291.4	2267.7	2266.5	2290.3	2253.4	2252.2	2292.6	2320.0	2323.6
40°	2484.1	2487.7	2463.9	2441.3	2429.4	2448.4	2419.9	2430.6	2469.8	2500.7	2498.4
42.5°	2723.1	2710.0	2673.2	2651.8	2638.7	2631.5	2624.4	2641.1	2685.0	2718.3	2744.5
45°	3002.5	2997.8	2951.4	2925.3	2896.7	2886.0	2883.6	2913.4	2966.9	3007.3	3010.9
47.5°	3318.9	3308.2	3278.4	3251.1	3240.4	3227.3	3215.4	3238.0	3291.5	3320.0	3328.4
50°	3644.7	3647.1	3647.1	3642.3	3653.0	3655.4	3623.3	3631.6	3661.3	3658.9	3656.6
52.5°	4016.9	4030.0	4091.8	4097.7	4148.9	4183.3	4125.1	4090.6	4079.9	4015.7	4020.4
55°	4454.5	4466.4	4559.1	4651.9	4789.8	4848.1	4725.6	4618.6	4542.5	4445.0	4449.7
57.5°	5000.3	5006.2	5094.2	5272.6	5491.4	5628.1	5412.9	5201.2	5046.7	4953.9	4917.0
60°	5587.7	5593.7	5722.1	5939.7	6279.8	6446.3	6179.9	5833.9	5638.8	5497.3	5506.8
62.5°	6292.9	6316.6	6432.0	6731.6	7144.3	7331.0	6977.8	6515.2	6251.2	6075.2	6082.4
65°	7048.0	7088.4	7214.4	7543.8	7924.3	8125.3	7692.5	7158.5	6830.3	6615.1	6637.7
67.5°	7537.9	7573.5	7755.5	8119.4	8593.8	8760.3	8201.4	7579.5	7169.2	6912.4	6864.8
70°	7413.0	7442.7	7685.3	8201.4	8904.2	9114.7	8322.7	7517.7	7034.9	6738.8	6719.8
72.5°	6543.8	6481.9	6836.3	7577.1	8549.8	8903.0	7941.0	6866.0	6258.4	5954.0	5918.3
75°	4336.7	4471.1	4994.3	5867.2	7233.5	7671.1	6778.0	5512.8	4748.2	4494.9	4455.7
77.5°	1449.5	1553.0	2017.9	3326.0	4931.3	5588.9	4938.4	3605.4	2550.7	2054.8	2064.3
80°	384.1	379.3	491.1	914.4	2130.9	3236.8	2480.5	1221.2	668.3	484.0	459.0
82.5°	137.9	154.6	198.6	253.3	564.8	1006.0	709.9	342.5	250.9	185.5	179.6
85°	60.6	59.5	85.6	101.1	141.5	187.9	166.5	145.1	127.2	84.4	78.5
87.5°	13.1	13.1	20.2	15.5	25.0	25.0	30.9	36.9	38.1	25.0	20.2
90°	0.0	0.0	0.0	0.0	0.0	0.0	0.0	0.0	0.0	0.0	0.0

(END OF REPORT)